



Digital Accelerator



XpertEye Application

Installation Guide - RealWear HMT

XpertEye Essential

amaxperteye.com

A. Install the XpertEye application on the RealWear HMT device

The RealWear Explorer software will allow you to visualize and browse the RealWear screens directly on your computer. You will need it to install XpertEye from your computer on your HMT device.

1

Download the RealWear Explorer software on your computer. Please find the software on the RealWear website.

2

Install the RealWear Explorer software on your computer equipped with Windows 10 or higher.

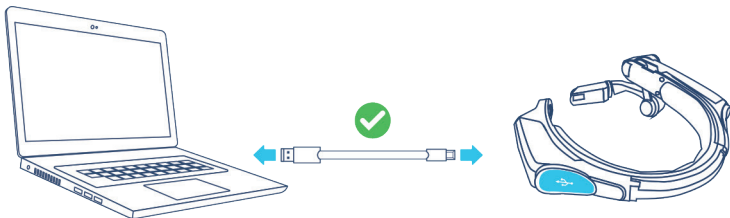
3

Launch the RealWear Explorer software.



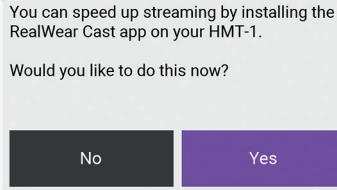
4

Turn on the RealWear HMT and connect it to the computer with the USB cable.




Click on **No** when the message below appears on the computer screen.

5



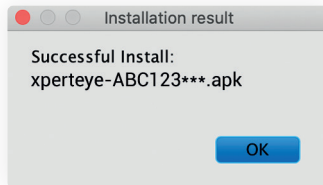
On your computer, drag and drop the XpertEye application installer sent by AMA to the RealWear Explorer's window.

6



The XpertEye application is installed on the RealWear HMT when this confirmation message appears on the RealWear Explorer screen on your computer. Click on **OK**.

7



8

Unplug the RealWear HMT from the computer.

B. Configure XpertEye on the RealWear HMT device

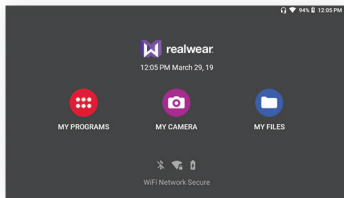
Once XpertEye is configured on your device, the application is ready to be used.

1

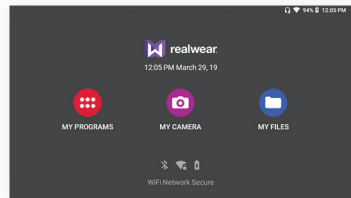
Put the RealWear HMT device on and make sure it is switched on.

2

Launch XpertEye on the RealWear HMT.



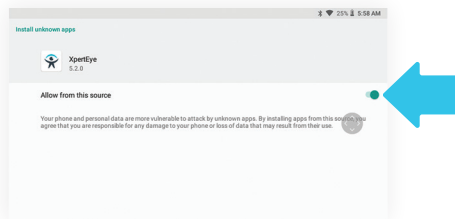
Say "My programs".



Say "XpertEye".

3

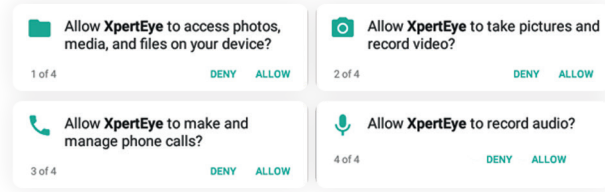
An authorization is required to continue the configuration process of XpertEye. Please activate the setting that will allow XpertEye to be updated in the future.



Say "Allow from this source" then say "Navigate back".

Then please allow all of XpertEye's permissions to finish the configuration.

4



Say **“Allow”** to each permission (4 times).

5

If your XpertEye license has not been activated yet, scan the activation QR-CODE sent by AMA to activate it on your RealWear device.

6

XpertEye has been correctly configured on the RealWear device and is ready to be used.

7

Scan an XpertEye authentication QR-CODE to start using the RealWear HMT.

